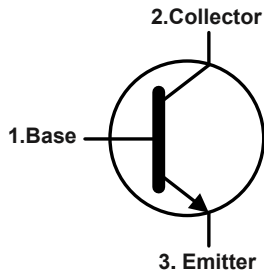


NPN Transistor

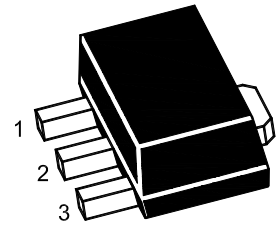
Features

- Ideal for switching and amplification

Equivalent Circuit



SOT-89



1.Base 2.Collector 3. Emitter

Marking Code : 1E.

Absolute Maximum Ratings

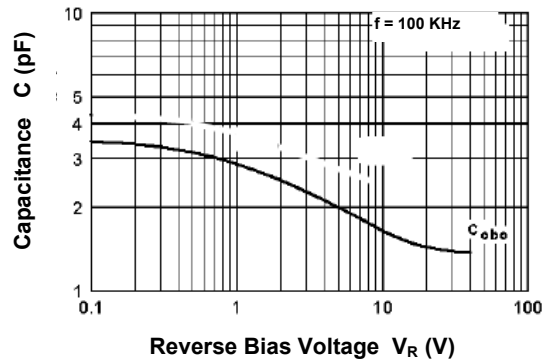
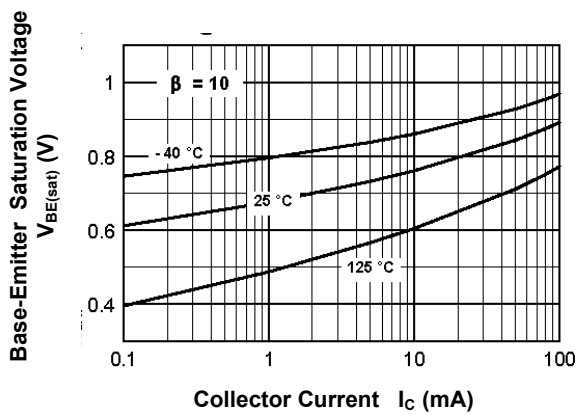
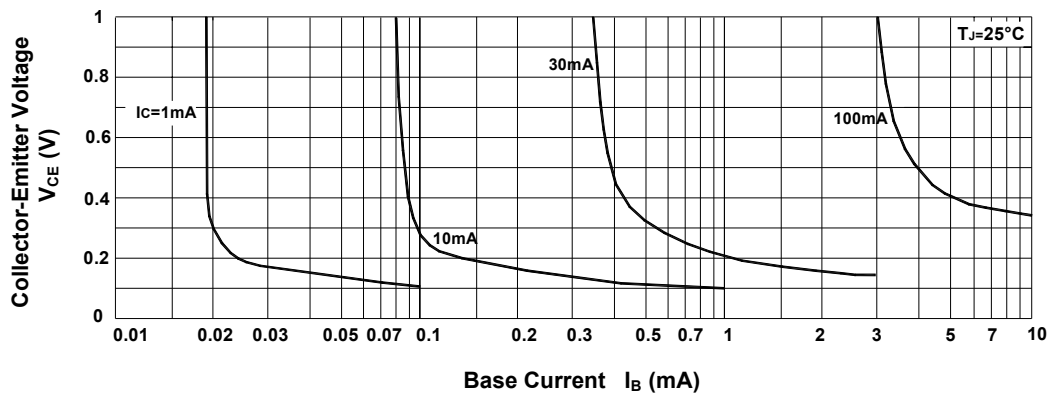
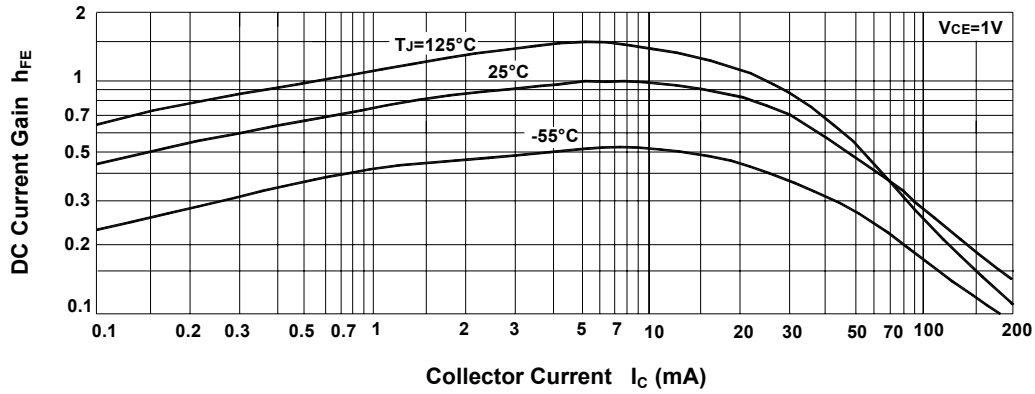
Ratings at 25°C ambient temperature unless otherwise specified.

Parameter	Symbol	Value	Unit
Collector Base Voltage	V_{CBO}	60	V
Collector Emitter Voltage	V_{CEO}	40	V
Emitter Base Voltage	V_{EBO}	6	V
Collector Current	I_C	200	mA
Maximum Power Dissipation	P_D	500	mW
Junction Temperature	T_J	150	°C
Storage Temperature Range	T_{STG}	-55 to +150	°C

Electrical Characteristics (T_A=25°C)

Parameter	Symbol	Min.	Max.	Unit
DC Current Gain at V _{CE} = 1 V, I _C = 0.1 mA at V _{CE} = 1 V, I _C = 1 mA at V _{CE} = 1 V, I _C = 10 mA at V _{CE} = 1 V, I _C = 50 mA at V _{CE} = 1 V, I _C = 100 mA	H _{FE}	40 70 100 60 30	-- -- 300 -- --	--
Collector Base Cutoff Current at V _{CB} = 30V	I _{CBO}	--	50	nA
Emitter Base Cutoff Current at V _{EB} = 6 V	I _{EBO}	--	50	nA
Collector Base Breakdown Voltage at I _C = 10 μA	V _{(BR)CBO}	60	--	V
Collector Emitter Breakdown Voltage at I _C = 1 mA	V _{(BR)CEO}	40	--	V
Emitter Base Breakdown Voltage at I _E = 10 μA	V _{(BR)EBO}	6	--	V
Collector Emitter Saturation Voltage at I _C = 10 mA, I _B = 1 mA at I _C = 50 mA, I _B = 5 mA	V _{CE(sat)}	-- --	0.2 0.3	V
Base Emitter Saturation Voltage at I _C = 10 mA, I _B = 1 mA at I _C = 50 mA, I _B = 5 mA	V _{BE(sat)}	-- --	0.85 0.95	V
Transition Frequency at V _{CE} = 20 V, I _C = 10 mA, f = 100 MHz	F _T	300	--	MHz
Output Capacitance at V _{CB} = 5 V, f = 1 KHz	C _{ob}	--	4	pF

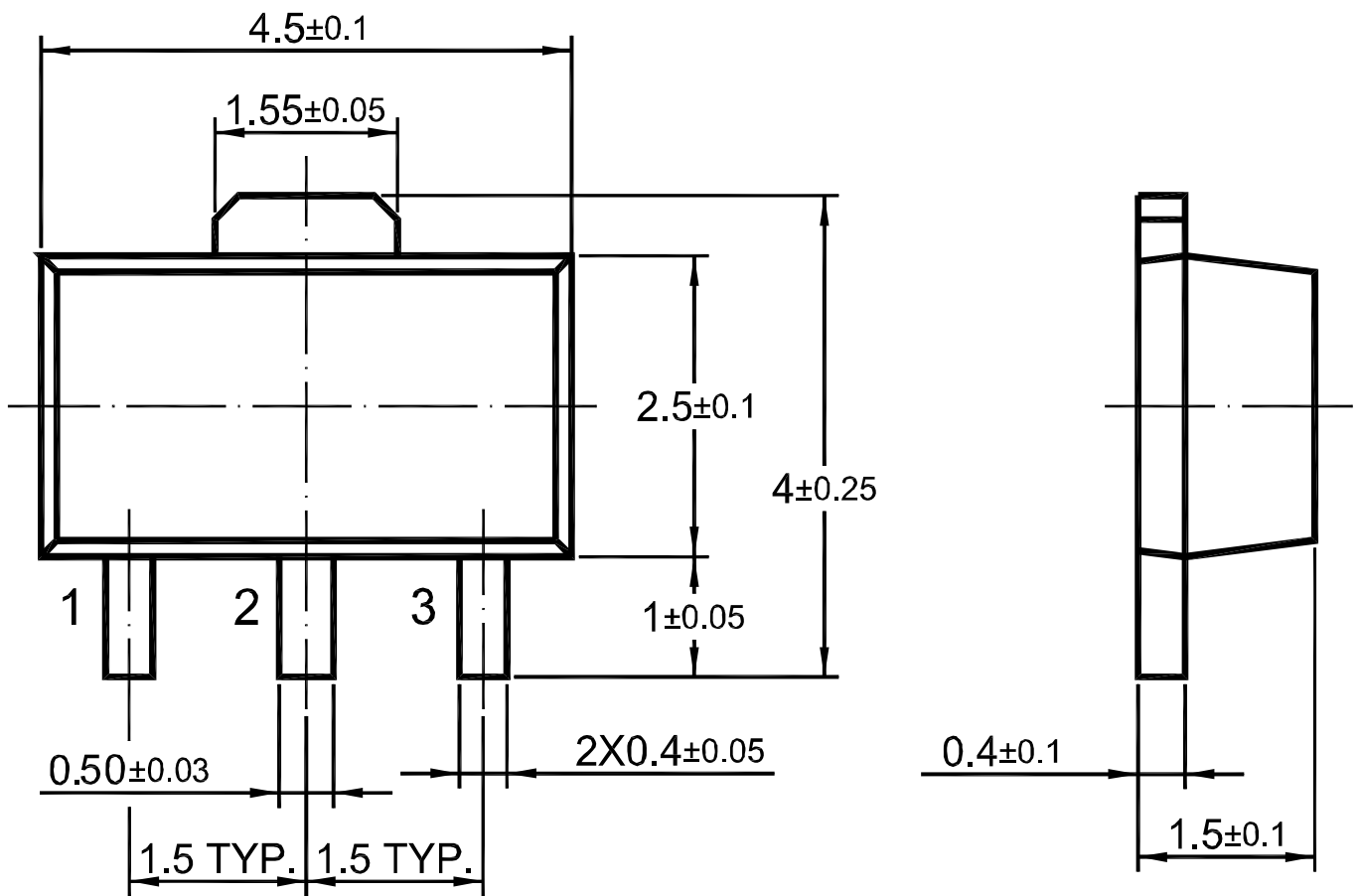
Typical Characteristic Curves



Package Outline

SOT-89

Dimensions in mm

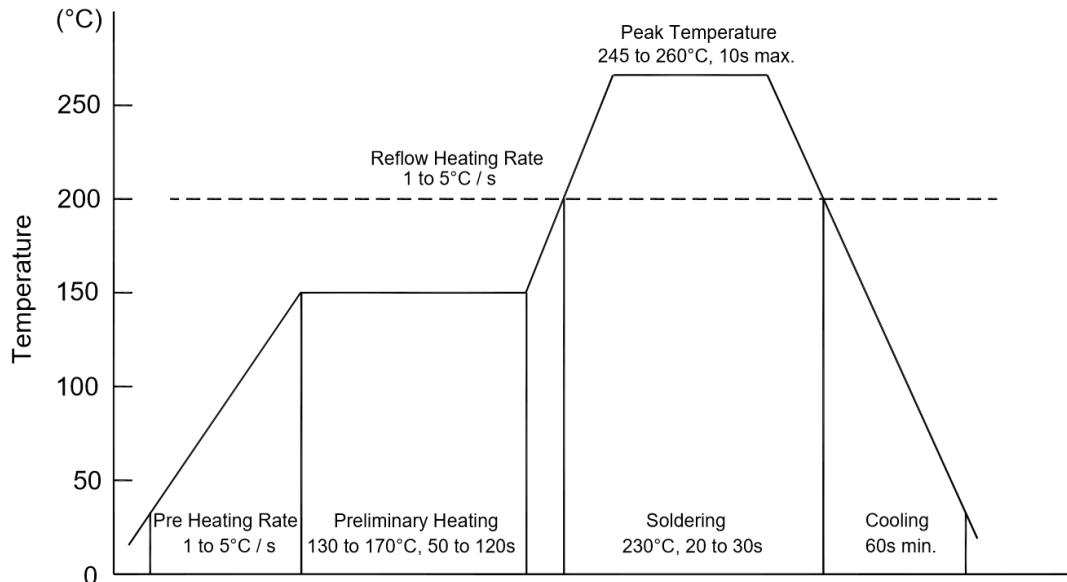


Ordering Information

Device	Package	Shipping
2SC3904	SOT-89	1,000PCS/Reel&7inches

Conditions of Soldering and Storage

◆ Recommended condition of reflow soldering



Recommended peak temperature is over 245 °C. If peak temperature is below 245 °C, you may adjust the following parameters:

- Time length of peak temperature (longer)
- Time length of soldering (longer)
- Thickness of solder paste (thicker)

◆ Conditions of hand soldering

- Temperature: 370 °C
- Time: 3s max.
- Times: one time

◆ Storage conditions

- **Temperature**
5 to 40 °C
- **Humidity**
30 to 80% RH
- **Recommended period**
One year after manufacturing